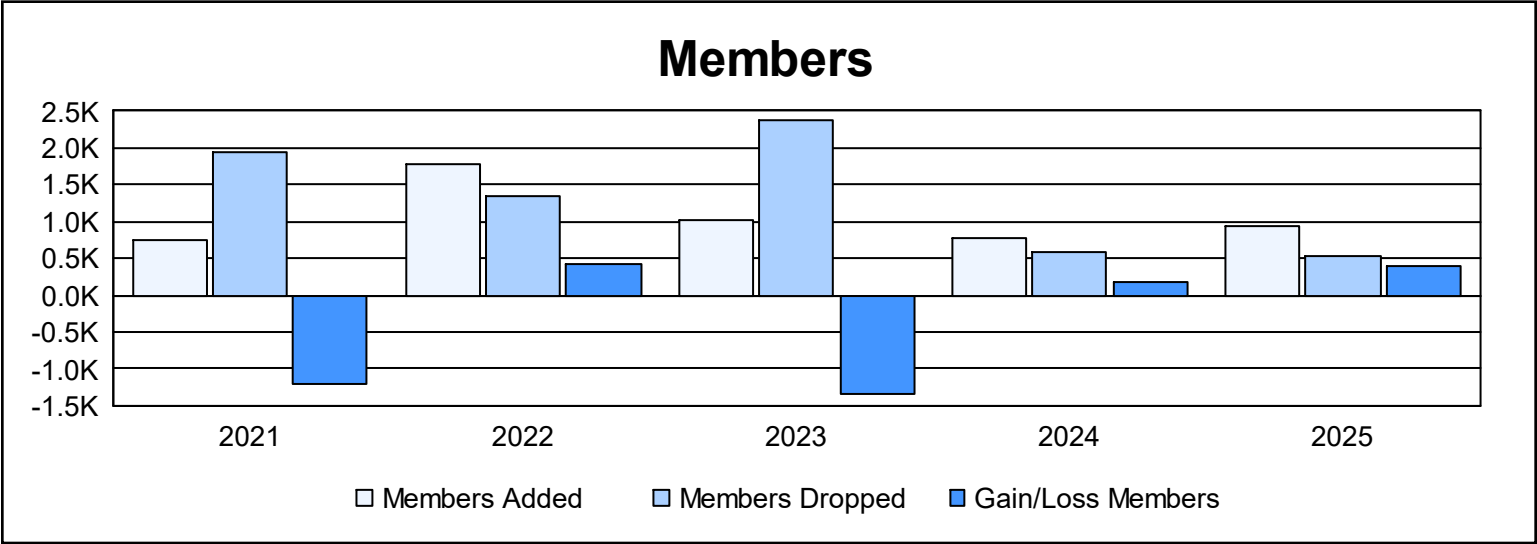
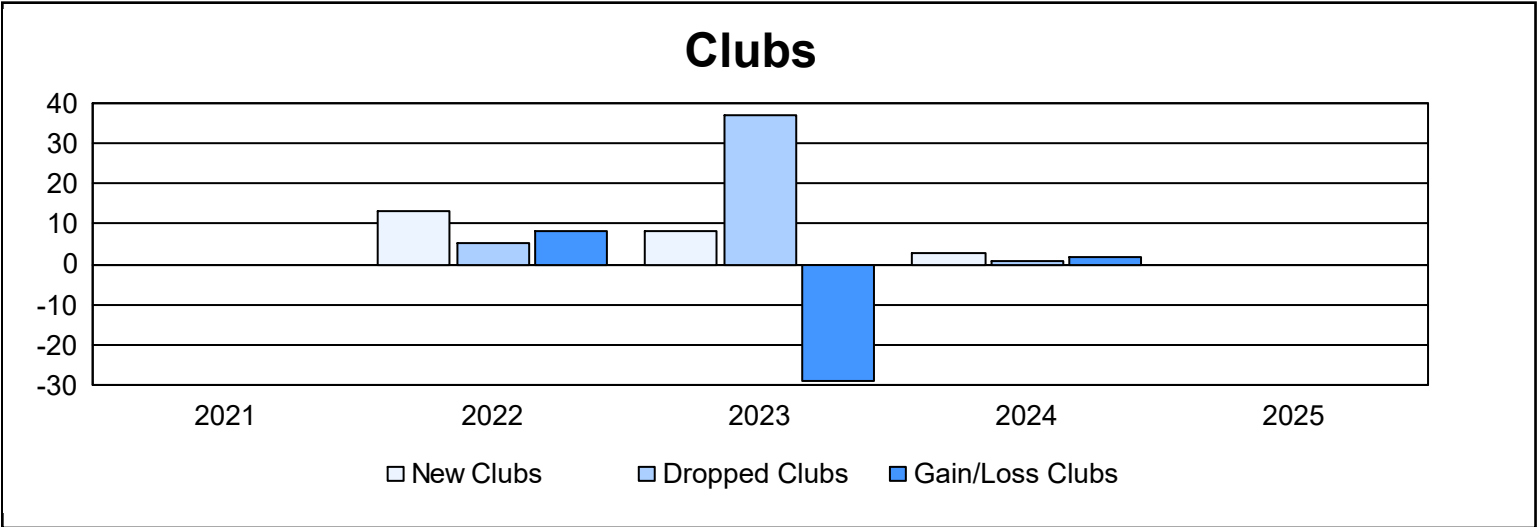
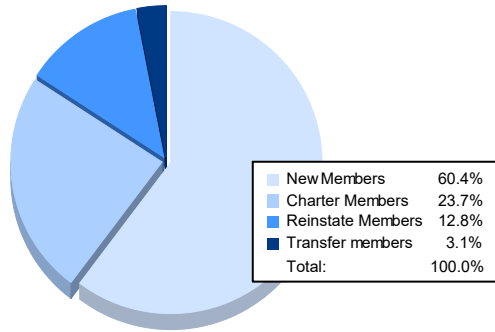


Year	New Clubs	Dropped Clubs	Gain/ Loss Clubs	New Members	Charter Members	Reinstate Members	Transfer Members	Total Member Added	Total Members Dropped	Gain/ Loss Members
2020-2021	0	0	0	602	37	84	17	740	1,955	-1,215
2021-2022	13	5	8	986	425	339	23	1,773	1,338	435
2022-2023	8	37	-29	231	314	432	45	1,022	2,365	-1,343
2023-2024	3	1	2	493	121	118	34	766	597	169
2024-2025				561	220	119	29	929	526	403
Average	6	11	-5	575	223	218	30	1,046	1,356	-310



### Membership Composition June 2025 Cumulative



### Gender Composition June 2025 Cumulative

